

Discourse 2019-2020

Courses in Discourse are designated as either Foundational or Advanced/Applied. During the Fall 2019 semester,¹ Virginia Tech offered 30 Pathways courses that included the Core Concept of Discourse. Of those, 8 courses were approved as Foundational and 22 courses were approved as Advanced/Applied.

	Foundational	Advanced/ Applied	Overall
Pathways Sections Offering Discourse	214	109	323
Pathways Sections Reporting Discourse Data ²	209 (98%)	69 (63%)	278 (86%)
Pathways Sections Included in Analyses ³	209 (98%)	54 (50%)	263 (81%)
Enrollment in Sections Offering Discourse*	3,950	3,315	7,265
Enrollment in Sections Included in Analyses*	3,821 (97%)	1,622 (49%)	5,443 (75%)

* Values include students who may be enrolled and/or assessed in multiple Pathways courses.

Table 1: Competency Levels per SLO for Discourse

	Sections Included in Analyses	Students Included in Analyses	Percentage of Students		
			Below Competent	Competent	Above Competent
SLO 1: Discover and comprehend information from a variety of written, oral, and visual sources.	262	4,420	7% (n=325)	38% (n=1,680)	55% (n=2,415)
SLO 2: Analyze and evaluate the content and intent of information from diverse sources.	261	4,408	8% (n=367)	38% (n=1,687)	53% (n=2,354)
SLO 3: Develop effective content that is appropriate to a specific context, audience, and/or purpose.	261	4,443	8% (n=344)	37% (n=1,653)	55% (n=2,446)
SLO 4: Exchange ideas effectively with an audience.	261	4,427	7% (n=330)	37% (n=1,642)	55% (n=2,455)
SLO 5: Assess the product/presentation, including feedback from readers or listeners.	256	4,291	8% (n=343)	36% (n=1,556)	56% (n=2,392)

¹ Pathways assessment data collection was suspended for Spring 2020 due to the COVID-19 pandemic. Consequently, only data from the Fall 2019 semester are included in this report.

² Four sections (1%) were missing data for one or more required SLOs (3 Foundational and 1 Advanced/Applied); 274 sections (99%) provided complete data (206 Foundational and 68 Advanced/Applied).

³ Data from 257 sections (92%) were fully included (206 Foundational and 51 Advanced/Applied); 6 sections (2%) were partially included (3 Foundational and 3 Advanced/Applied); 15 sections (5%) were excluded (15 Advanced/Applied).

Discourse 2019-2020

SLO 1: Discover and comprehend information from a variety of written, oral, and visual sources.

	Foundational	Advanced/Applied
Pathways Sections Offered	214	109
Pathways Sections Reporting Data	209 (98%)	69 (63%)
Pathways Sections Included in Analyses*	209 (98%)	53 (49%)
Enrollment in Sections Offering Discourse 1**	3,950	3,315
Students Included in Analyses**	3,497 (89%)	923 (28%)

* Data from 16 sections were excluded (16 Advanced/Applied).

** Values include students who may be enrolled and/or assessed in multiple Pathways courses.

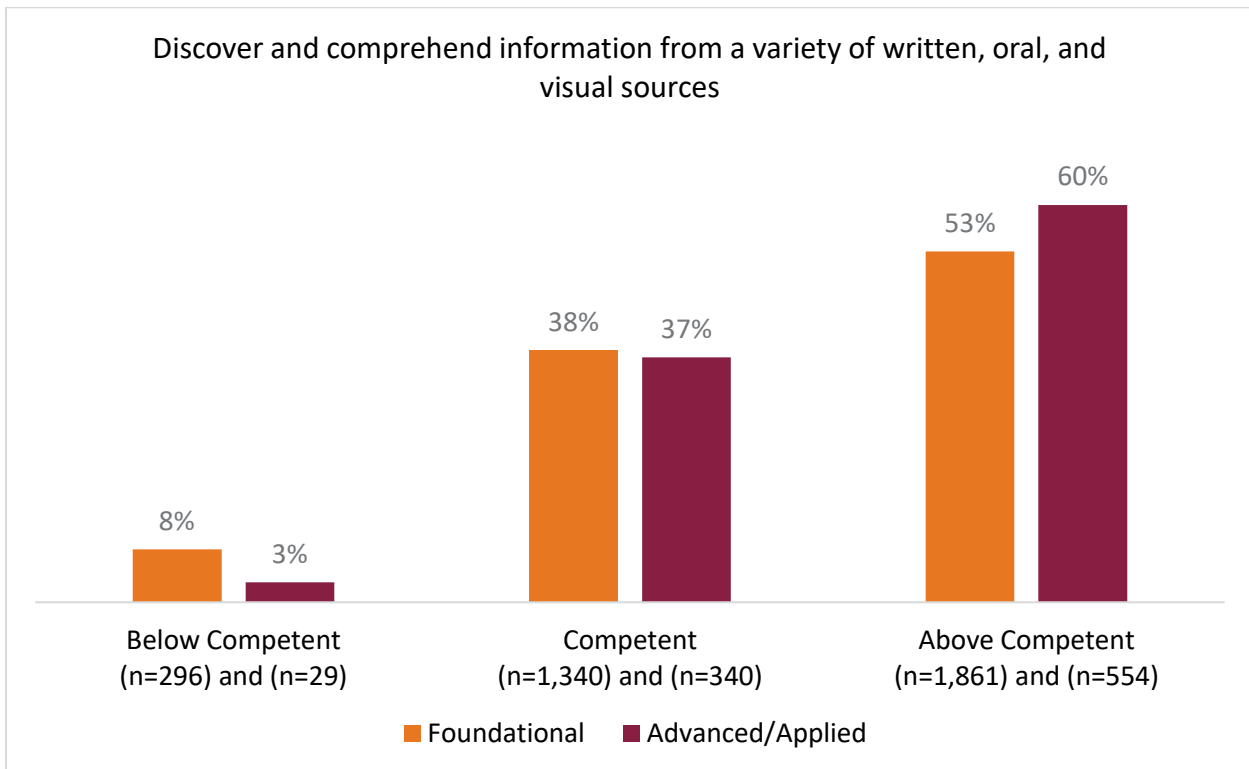


Figure 1. Foundational (n=3,497); Advanced/Applied (n=923)

Discourse 2019-2020

SLO 2: Analyze and evaluate the content and intent of information from diverse sources.

	Foundational	Advanced/Applied
Pathways Sections Offered	214	109
Pathways Sections Reporting Data	209 (98%)	69 (63%)
Pathways Sections Included in Analyses*	208 (97%)	53 (49%)
Enrollment in Sections Offering Discourse 2**	3,950	3,315
Students Included in Analyses**	3,473 (88%)	935 (28%)

* Data from 17 sections were excluded (1 Foundational and 16 Advanced/Applied).

** Values include students who may be enrolled and/or assessed in multiple Pathways courses.

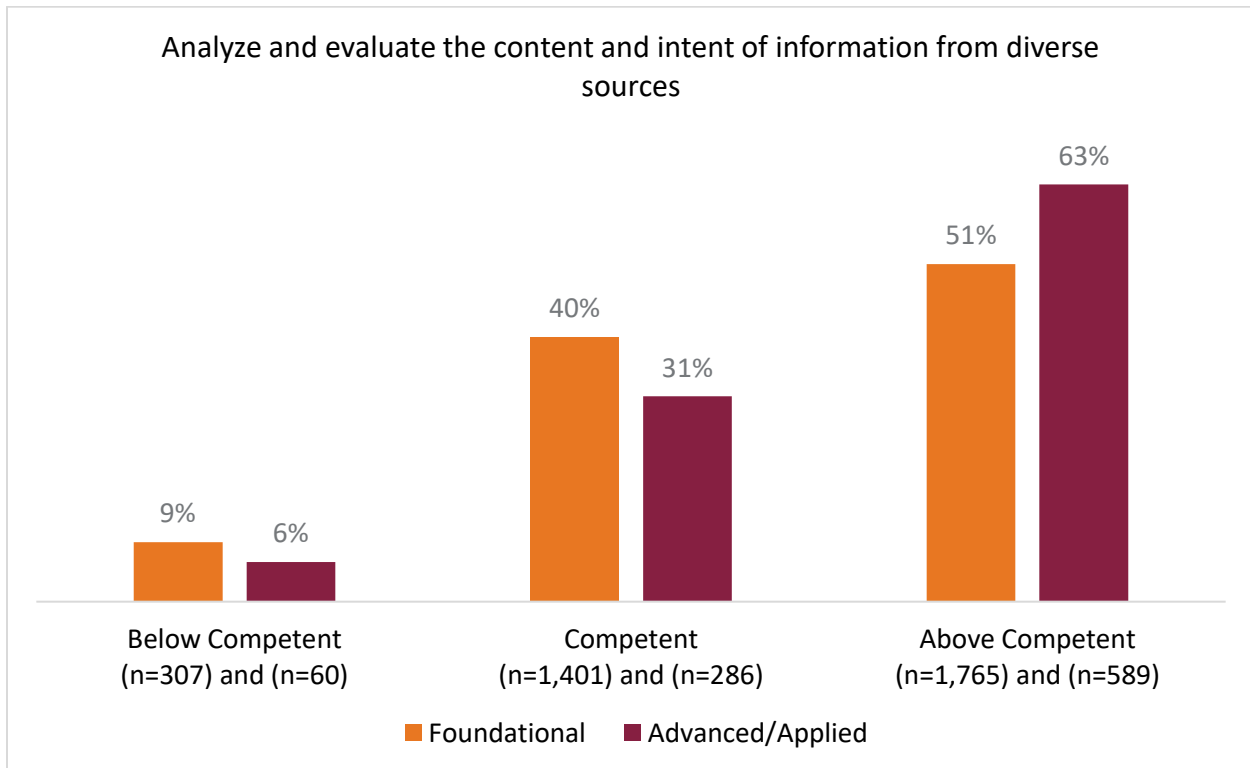


Figure 2. Foundational (n=3,473); Advanced/Applied (n=935)

Discourse 2019-2020

SLO 3: Develop effective content that is appropriate to a specific context, audience, and/or purpose.

	Foundational	Advanced/Applied
Pathways Sections Offered	214	109
Pathways Sections Reporting Data	207 (97%)	69 (63%)
Pathways Sections Included in Analyses*	207 (97%)	54 (50%)
Enrollment in Sections Offering Discourse 3**	3,950	3,315
Students Included in Analyses**	3,482 (88%)	961 (29%)

* Data from 15 sections were excluded (15 Advanced/Applied).

** Values include students who may be enrolled and/or assessed in multiple Pathways courses.

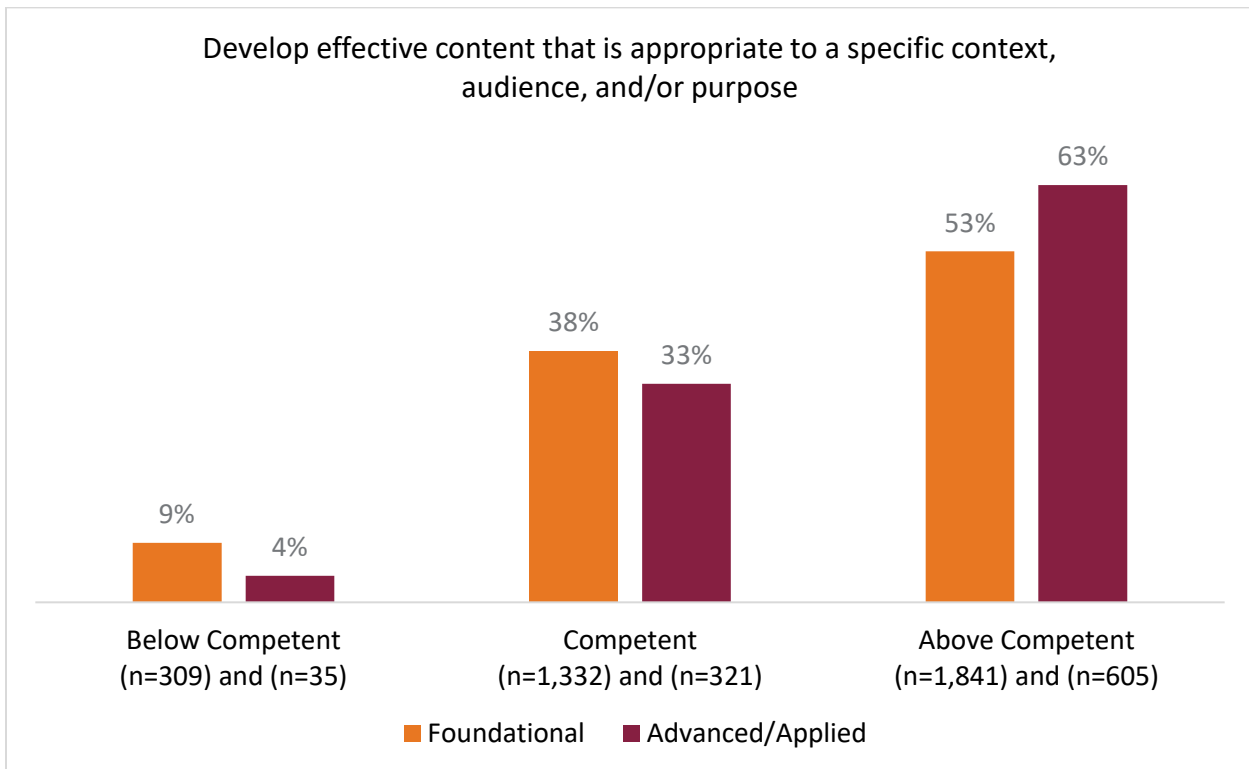


Figure 3. Foundational (n=3,482); Advanced/Applied (n=961)

Discourse 2019-2020

SLO 4: Exchange ideas effectively with an audience.

	Foundational	Advanced/Applied
Pathways Sections Offered	214	109
Pathways Sections Reporting Data	209 (98%)	69 (63%)
Pathways Sections Included in Analyses*	207 (97%)	54 (50%)
Enrollment in Sections Offering Discourse 4**	3,950	3,315
Students Included in Analyses**	3,466 (88%)	961 (29%)

* Data from 17 sections were excluded (2 Foundational and 15 Advanced/Applied).

** Values include students who may be enrolled and/or assessed in multiple Pathways courses.

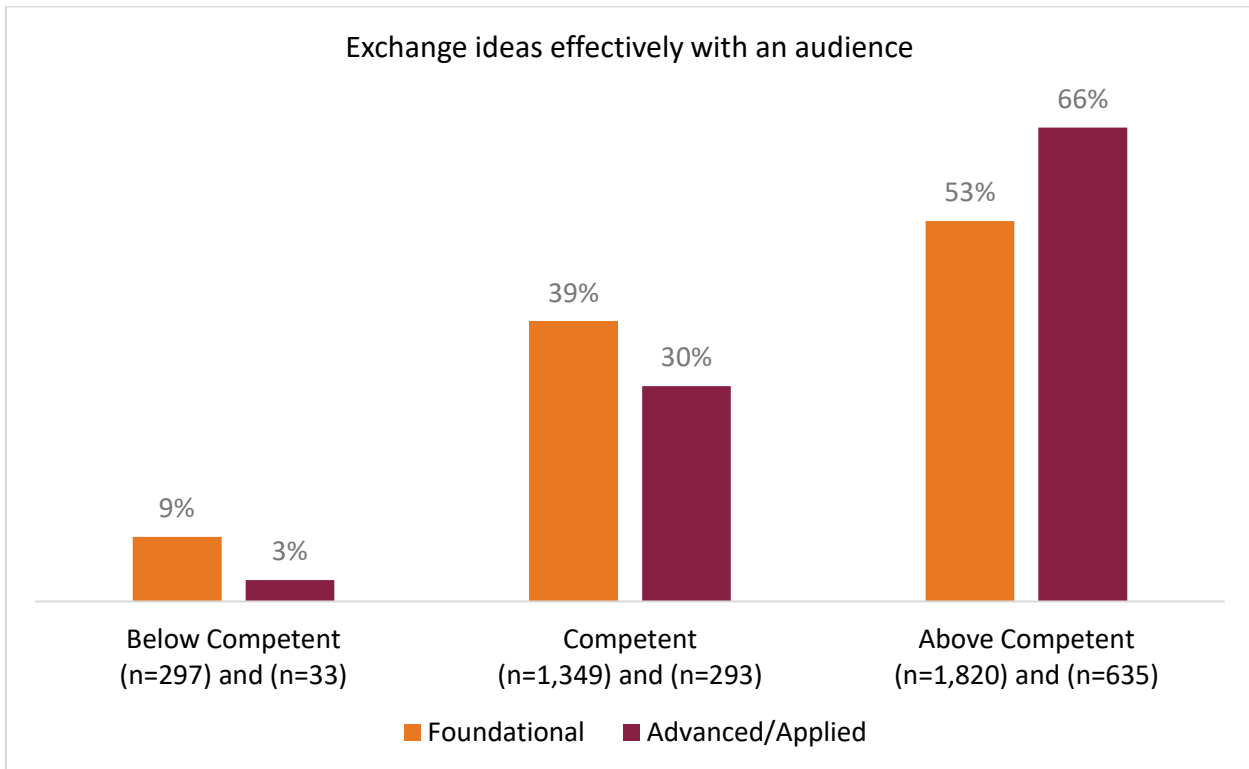


Figure 4. Foundational (n=3,466); Advanced/Applied (n=961)

Discourse 2019-2020

SLO 5: Assess the product/presentation, including feedback from readers or listeners.

	Foundational	Advanced/Applied
Pathways Sections Offered	214	109
Pathways Sections Reporting Data	206 (96%)	68 (62%)
Pathways Sections Included in Analyses*	204 (95%)	52 (48%)
Enrollment in Sections Offering Discourse 5**	3,950	3,315
Students Included in Analyses**	3,418 (87%)	873 (26%)

* Data from 18 sections were excluded (2 Foundational and 16 Advanced/Applied).

** Values include students who may be enrolled and/or assessed in multiple Pathways courses.

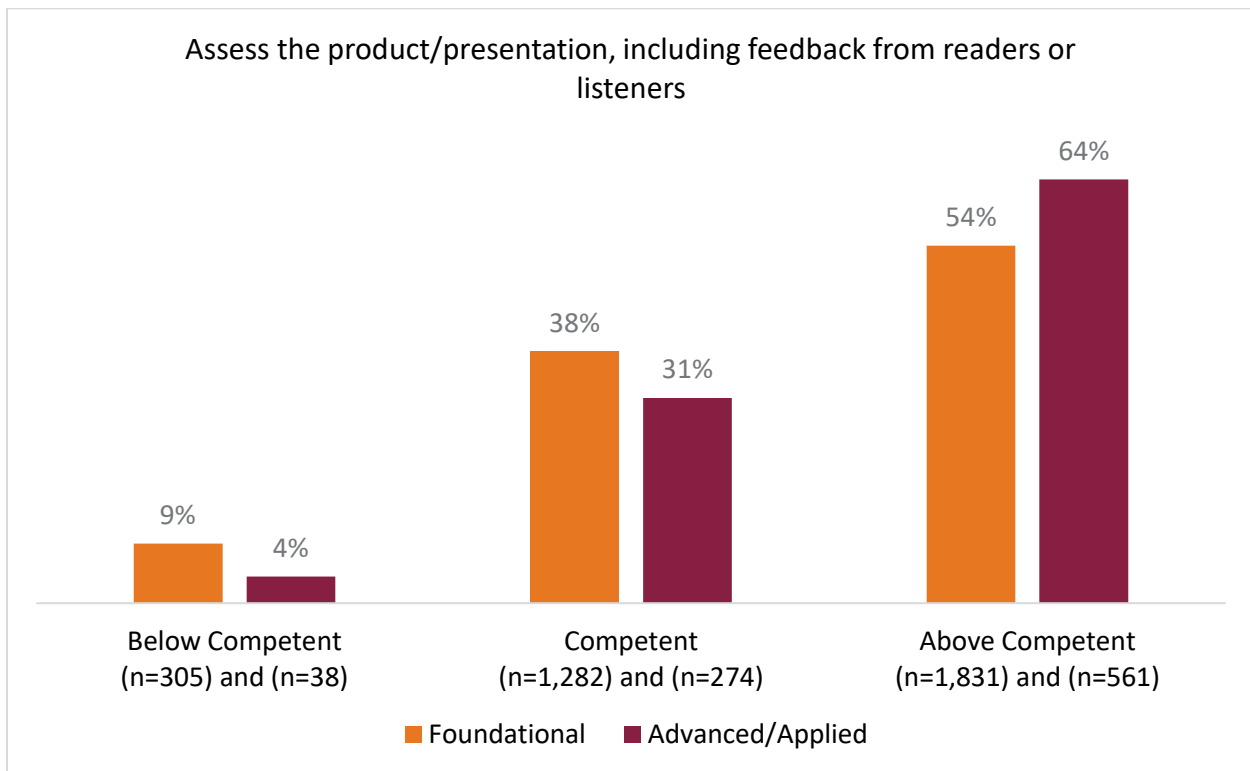


Figure 5. Foundational (n=3,418); Advanced/Applied (n=873)