

## Ethical Reasoning 2020-2021

Courses or course sequences addressing Ethical Reasoning (ER) must meet a majority of the student learning outcomes (SLOs). During the Spring 2021 semester,<sup>1</sup> Virginia Tech offered 164 Pathways courses that included the Integrative Concept of ER.

	Overall
Pathways Sections Offering ER	498
Pathways Sections Reporting ER Data <sup>2</sup>	293 (59%)
Pathways Sections Included in Analyses <sup>3</sup>	264 (53%)
Enrollment in Sections Offering ER*	28,265
Enrollment in Sections Included in Analyses*	10,127 (36%)

\* Values include students who may be enrolled and/or assessed in multiple Pathways courses.

*Table 1: Competency Levels per SLO for ER*

	Sections Included in Analyses	Students Included in Analyses	Percentage of Students		
			Below Competent	Competent	Above Competent
SLO 1: Explain and contrast relevant ethical theories.	44	2,338	13% (n=303)	36% (n=852)	51% (n=1,183)
SLO 2: Identify ethical issues in a complex context.	253	7,089	9% (n=639)	36% (n=2,554)	55% (n=3,896)
SLO 3: Articulate and defend positions on ethical issues in a way that is both reasoned and informed by the complexities of those situations.	188	4,476	9% (n=425)	37% (n=1,674)	53% (n=2,377)

<sup>1</sup> Pathways assessment data collection was suspended for Fall 2020 due to the COVID-19 pandemic. Consequently, only data from the Spring 2021 semester are included in this report.

<sup>2</sup> 19 sections (6%) were missing data for one or more required SLOs; 274 sections (94%) provided complete data.

<sup>3</sup> Data from 207 sections (71%) were fully included; 57 sections (19%) were partially included; 29 sections (10%) were excluded.

## Ethical Reasoning 2020-2021

SLO 1: Explain and contrast relevant ethical theories.

	Total Sections Included in Analyses of SLO 1
Pathways Sections Offering SLO 1	129
Pathways Sections Reporting Data	53 (41%)
Pathways Sections Included in Analyses	44* (34%)
Enrollment in Sections Offering ER 1**	4,980
Students Included in Analyses**	2,338 (47%)

\* Data from 9 sections were excluded.

\*\* Values include students who may be enrolled and/or assessed in multiple Pathways courses.

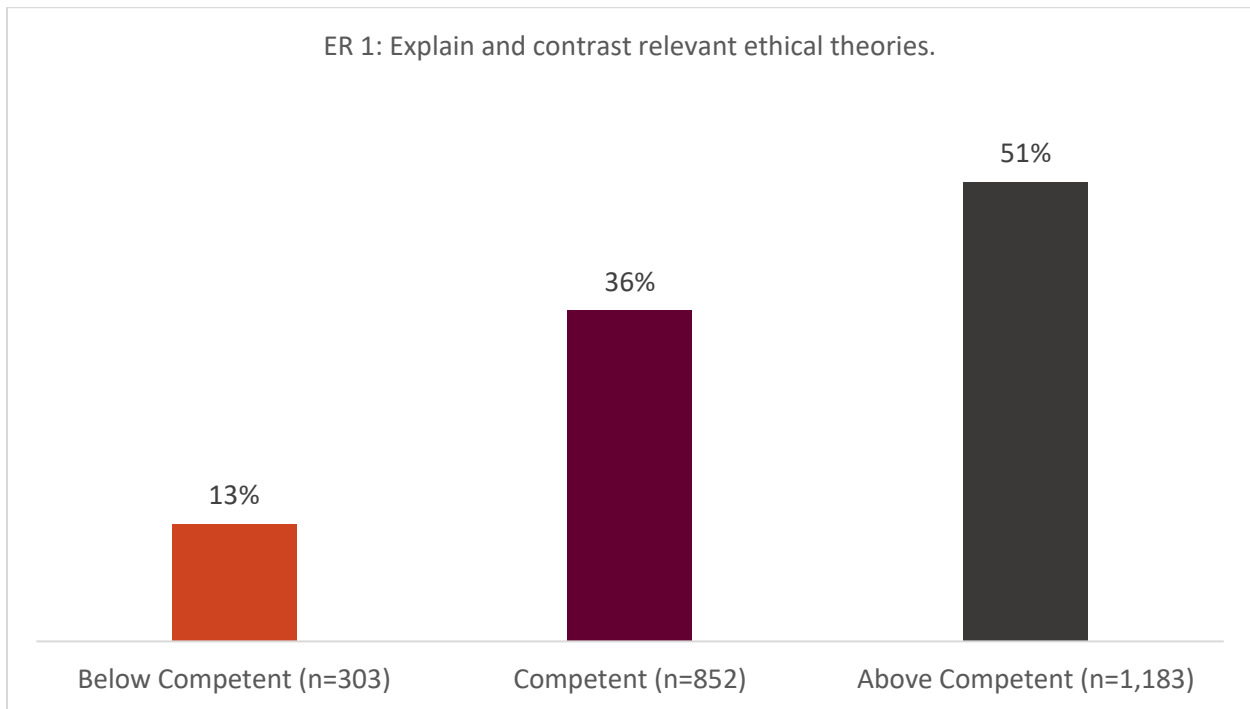


Figure 1. (n=2,338)

## Ethical Reasoning 2020-2021

SLO 2: Identify ethical issues in a complex context.

	Total Sections Included in Analyses of SLO 2
Pathways Sections Offering SLO 2	464
Pathways Sections Reporting Data	299 (64%)
Pathways Sections Included in Analyses	253* (55%)
Enrollment in Sections Offering ER 2**	27,379
Students Included in Analyses**	7,089 (26%)

\* Data from 24 sections were excluded. Twenty-two sections were missing data for this SLO.

\*\* Values include students who may be enrolled and/or assessed in multiple Pathways courses.

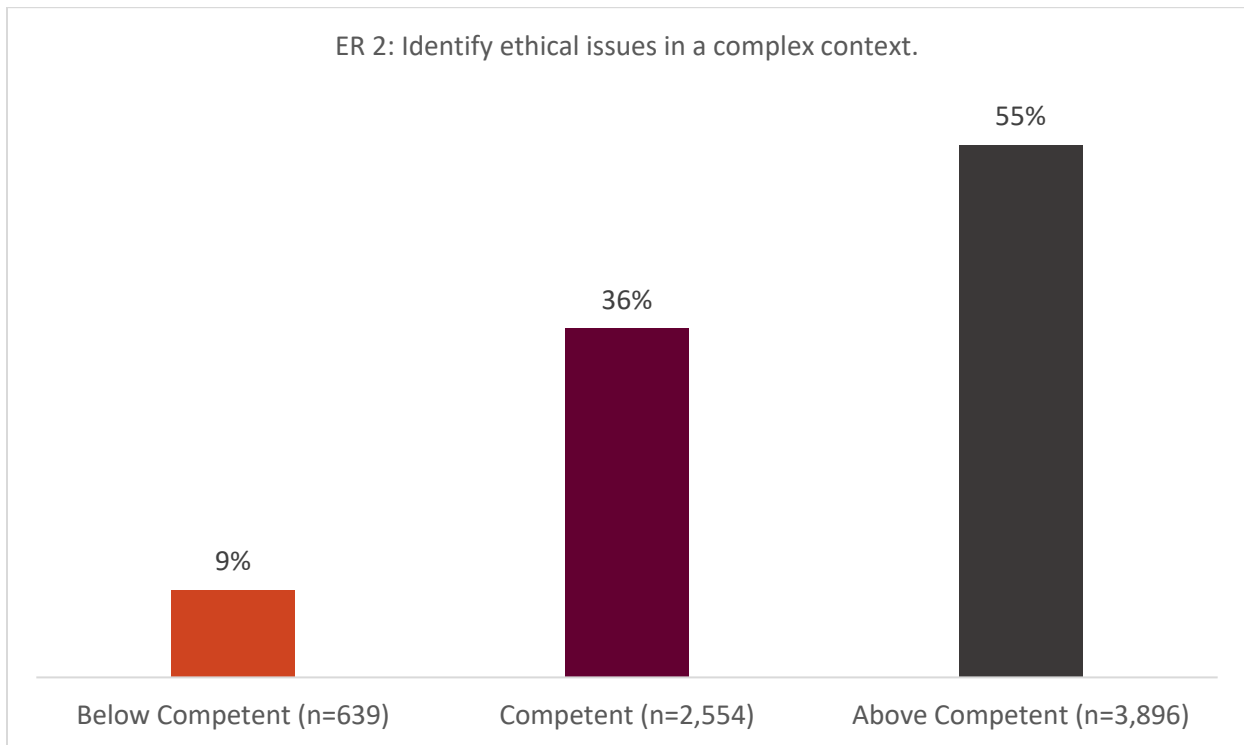


Figure 2. (n=7,089)

### Ethical Reasoning 2020-2021

SLO 3: Articulate and defend positions on ethical issues in a way that is both reasoned and informed by the complexities of those situations.

	Total Sections Included in Analyses of SLO 3
Pathways Sections Offering SLO 3	414
Pathways Sections Reporting Data	228 (55%)
Pathways Sections Included in Analyses	188* (45%)
Enrollment in Sections Offering ER 3**	24,312
Students Included in Analyses**	4,476 (18%)

\* Data from 24 sections were excluded. Sixteen sections were missing data for this SLO.

\*\* Values include students who may be enrolled and/or assessed in multiple Pathways courses.

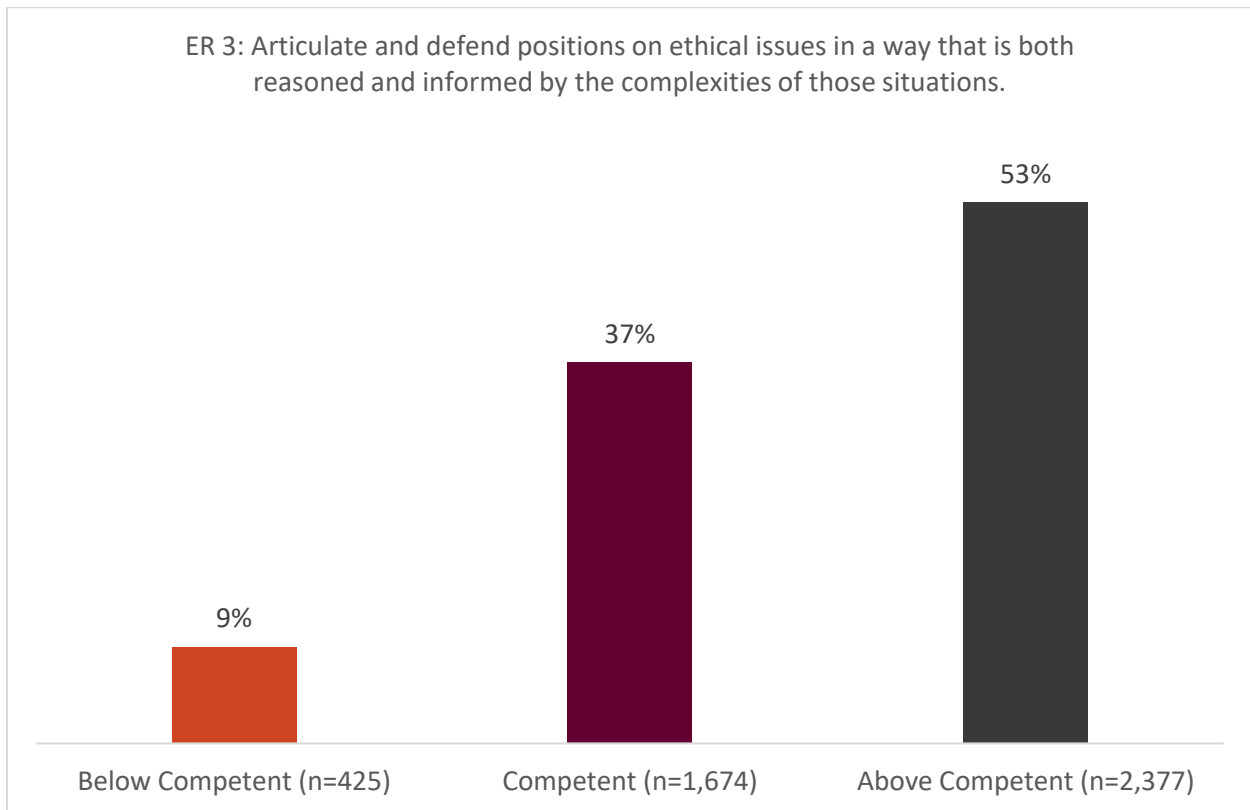


Figure 3. (n=4,476)